PDF-Datasheet

GENERAL DATA

Request #00547133

File: A-G_DST_LIGHT_EN_COMPRESSED_SI#547133

Section A

A_M_-_P_-_50_2_16.8_-_90B5_-_-_-_M1_-_INOIL_STD_TypSTM_N_-

A.1.10.10 Customer references

FARM	Company	**STM Finland**
NAME_CUST	Customer contact person	**Mikko Valtonen**
ADRESS_CUST	Address	**Luoteisrinne 5 - 02270 Espoo (Finland)**

A.2.10.10 Product Family

M_MASTER	Machine_MASTER	**STM_HTL_MON_A-G**

A.2.10.20 Family Features

G_CHR_A	Feature No.1	**Inline gearboxes and gear motors A**

A.3.10.10 Gearbox coding parameters - BASIC

M	Machine	**A**
IV	Input Version	**M = pre arrangement motor**
SIZE	Size	**50 = Size_50**
MFG	Modular feet	**- = Not modular feet**
OV	Output Version	**P = feet design**
OF	Output flange	**F0 = Support for output without holes - for version with feet**
NOR	No. of stages	**2 = N° of reductions**
IR	Reduction ratio	**16.8**
IVT	Input Version - TYPE	**IEC = IEC - Motor Type**
IS	Input shaft	**90B5**
TOBE	Tapered Output Bearings	**- = Standard radial or tapered bearings**
TYPSD	Output shaft type	**SI = mm**
SD	Shaft Diameter	**Ø25**
MP	Mounting positions	**M1**

A.3.30.10 OPT - Options - Material of sealing rings

OPT	OPT - Options - Material of sealing rings	**- = Seal-Type - STANDARD**

A.3.30.20 OPT1 - Options - Lubricant supply status and lubricant technical specifications

OPT1	OPT1 - Options - Oil supply status	**INOIL_STD = Gearbox with lubricant STM standard**

A.3.30.30 OPT2 - Options - Painting

OPT2	OPT2 - Options - Painting	**TypSTM = Painting and surface protection - Standard STM**

A.3.41.10 MOTOR GEARBOXES

MGBCK	Gear motors - YES/NO	**N**

All contents, drawings and information in this document are sole property of STM S.p.A.
It cannot be disclosed for purposes other than under the agreement between the Customer and an authorized STM representative.
It cannot be reproduced (in whole or in part) without explicit written permission by STM S.p.A. legal representative, and in this case the intellectual property of the document remains solely of STM S.p.A.
This PDF-Datasheet cancels and replace any previous edition and revision.
We reserve the right to implement modifications without notice.

Legal warnings: LW-2D3D-Stmstar.pdf
Email: stm@stmspa.com
Website: www.stmspa.com

**A_M_-_P_-_50_2_16.8_-_90B5_-_-_-_M1_-_INOIL_STD_TypSTM_N_-_-_-

Designation A_M_-_P_-_50_2_16.8_-_90B5_-_-_-_M1_-_INOIL_STD_TypSTM_N_-

E.0 Designation gearbox:



M (Machine)	A
IV (Input Version)	M = pre arrangement motor
SIZE (Size)	50 = Size_50
MFG (Modular feet)	- = Not modular feet
OV (Output Version)	P = feet design
OF (Output Flange)	F0 = Support for output without holes - for version with feet
NOR (N° of reductions)	2 = N° of reductions
IR (Reduction ratio)	16.8
IVT (Input Version - TYPE)	IEC = IEC - Motor Type
IS (Input Shaft)	90B5
TOBE (Output Bearings - TYPE)	- = Standard radial or tapered bearings
TYPSD (Typ output shaft)	SI = mm
SD (Shaft Diameter)	Ø25
MP (Mounting positions)	M1
OPT (OPT - Options - Materials of Seals)	- = Seal-Type - STANDARD
OPT1 (OPT1 - Options - Scope of the supply - Options - OIL)	INOIL_STD = Gearbox with lubricant STM standard
OPT2 (OPT2 - Options - Painting and surface protection)	TypSTM = Painting and surface protection - Standard STM
MGBCK (Motor gearboxes - YES/NO)	N = NO - Motor gearboxes
MAR (Marking)	-
MGB (Motor gearboxes)	-
IN (Options inverter)	-
BF (Options balanced winding)	-
POL (Pole n.)	-
TOW (Type of winding)	-
SIZEM (Motor size)	-
LEN (Length)	-
DV (Design version)	-
PMT (Position Terminal Box)	-
AVC (Available configurations)	-
SDM (Motor shaft diameter)	-
F (Flange)	-
HB14 (n° holes flange b14)	-
IP (Protection level)	-
PLATE (Plate)	-
POW (Power)	-
CEP1 (cable entry 1 position motor)	-
CEP2 (cable entry 2 position motor)	-
TOD (Type of duty)	-
TOB (Type of brake)	-
RLP (Release lever position)	-
IPF (Protection level brake)	-

STM team

All contents, drawings and information in this document are sole property of STM S.p.A.
It cannot be disclosed for purposes other than under the agreement between the Customer and an authorized STM representative.
It cannot be reproduced (in whole or in part) without explicit written permission by STM S.p.A. legal representative,
and in this case the intellectual property of the document remains solely of STM S.p.A.
This PDF-Datasheet cancels and replace any previous edition and revision.
We reserve the right to implement modifications without notice.

Legal warnings: LW-2D3D-Stmstar.pdf
Email: info@stm.com
WebSite: http://www.stmspa.com

Designation A_M_-_P_-_50_2_16.8_-_90B5_-_-_-_M1_-_INOIL_STD_TypSTM_N_-

E.0 Designation gearbox:

DES (Double ended shaft)	-
PC (Cooling)	-
SAVE (Separate power servoventilation)	-
VSAVE (External power supply fan)	-
PSAVE (Separate fan terminal position)	-
CEPV (cable entry position servoventilation)	-
RS (Rain shield)	-
CEPT (Thermal cable entry position)	-
PA (Painting)	-



All contents, drawings and information in this document are sole property of STM S.p.A.
It cannot be disclosed for purposes other than under the agreement between the Customer and an authorized STM representative.
It cannot be reproduced (in whole or in part) without explicit written permission by STM S.p.A. legal representative,
and in this case the intellectual property of the document remains solely of STM S.p.A.
This PDF-Datasheet cancels and replace any previous edition and revision.
We reserve the right to implement modifications without notice.

Legal warnings: LW-2D3D-Stmstar.pdf
Email: info@stm.com
WebSite: http://www.stmspa.com

Designation	A_M_-_P_-_50_2_16.8_-_90B5_-_-_-_M1_-_INOIL_STD_TypSTM_N_-
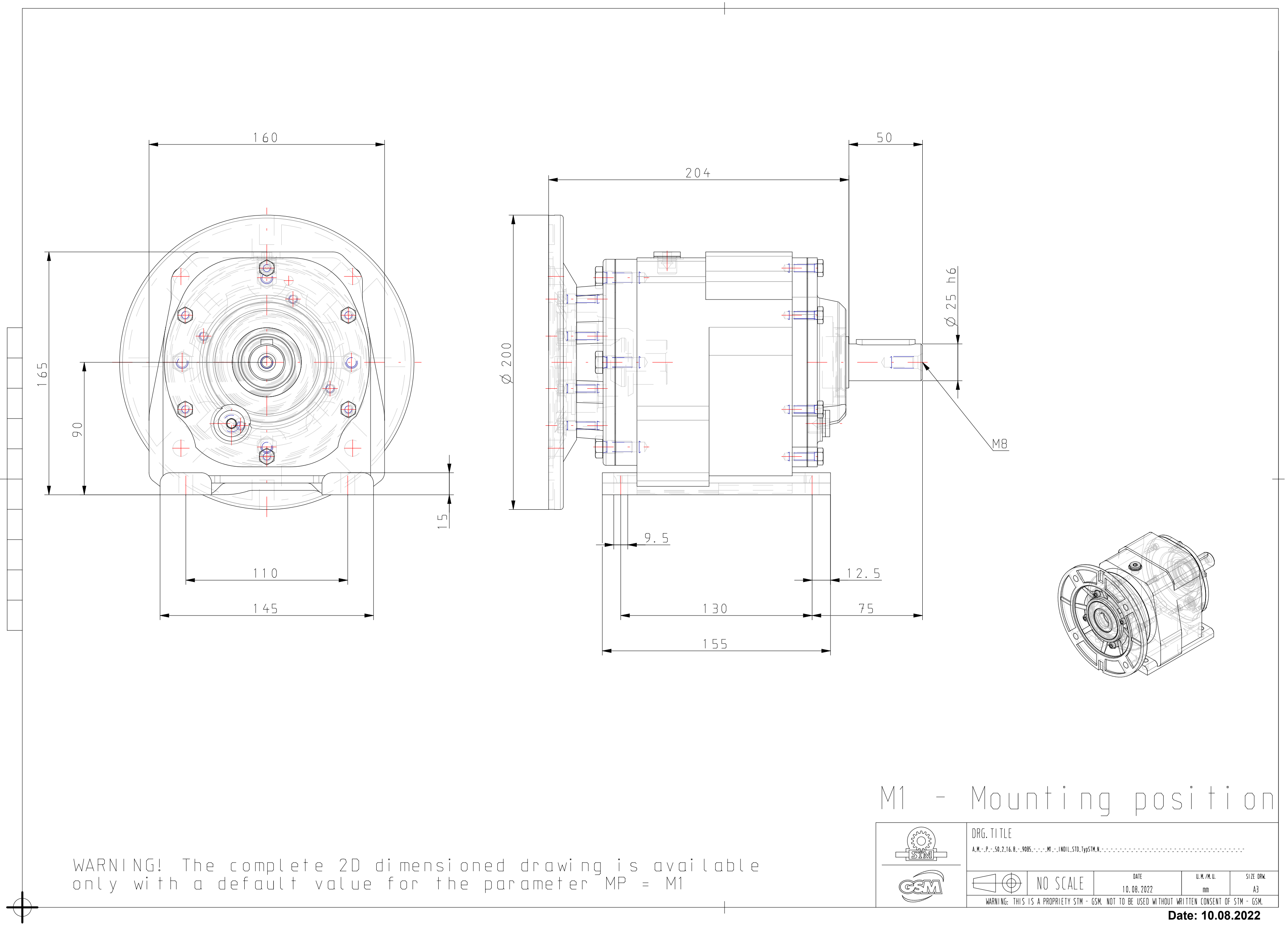
E.1 General Dimension 2D: